



Apply a locking agent to the the oil pipe mounting bolt threads.  
Install and tighten the oil pipe mounting bolts to the specified torque.

**TORQUE:** 12 N·m (1.2 kgf·m , 9 lbf·ft)



Apply oil to the new gasket and install it onto the oil strainer.


Install the oil strainer into the crankcase while aligning its grooves with the boss and stud bolt in the oil pump body.



Install the oil strainer set plate aligning its cut-outs with the oil pipes.

Tighten the nut to the specified torque.

**TORQUE:** 12 N·m (1.2 kgf·m , 9 lbf·ft)



Apply oil to the new O-ring and install it onto the relief valve.

Install the relief valve into the crankcase.

