

Install the feed pump outer and inner rotors into the oil pump body.


Install the oil pump shaft through the oil pump body and inner rotor.

Install the drive pin into the hole in the pump shaft and align the pin with the groove in the inner rotor as shown.

Install the thrust washer.

Install the dowel pins and oil pump spacer.

#### FEED PUMP SIDE:




Install the drive pin into the hole in the pump shaft.

Install the cooler pump outer and inner rotor into the oil pump cover.

Install the dowel pins.

Install the oil pump cover assembly onto the oil pump body.

#### COOLER PUMP SIDE:

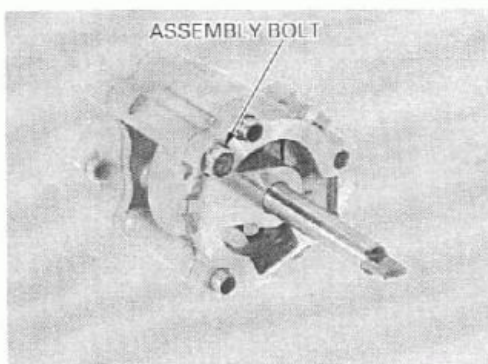


Install and tighten the assembly bolt to the specified torque.

**TORQUE:** 13 N-m (1.3 kgf-m , 9 lbf-ft)

Check the oil pump operation by turning the pump shaft.

If necessary, reassemble the oil pump.



Install the oil pressure relief valve with its small O.D. side facing the spring.

Install the spring and spring seat.

