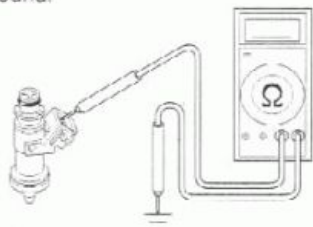


Check for continuity between the No. 2 injector and ground.

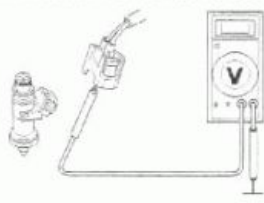


Connection:
Black/white (+) – Ground (-)
Standard: No continuity

Continuity → • Faulty No. 2 injector.

No continuity

Turn the ignition switch to "ON".
Measure the voltage between the No. 2 injector connector of the wire harness side and ground.

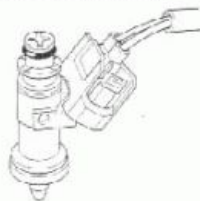


Connection:
Black/white (+) – Ground (-)
Standard: Battery voltage

Out of range → • Open or short circuit in Black/white wire.

Correct

Turn the ignition switch to "OFF".
Connect the No. 2 injector connector.



Disconnect the ECM connectors.
Connect the test harness and test pin box to the wire harness connectors.

