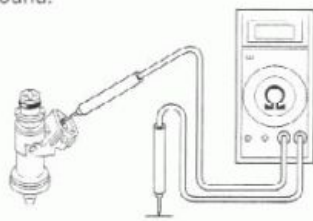


Check for continuity between the No. 3 injector and ground.



Connection:

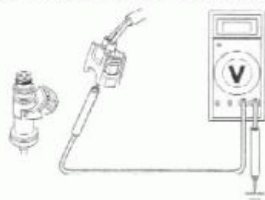
Black/white (+) – Ground (-)

Standard: No continuity

Continuity → • Faulty No. 3 injector.

No continuity

Turn the ignition switch to "ON". Measure the voltage between the No. 3 injector connector of the wire harness side and ground.



Connection:

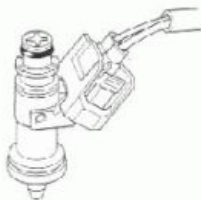
Black/white (+) – Ground (-)

Standard: Battery voltage

Out of range → • Open or short circuit in Black/white wire.

Correct

Turn the ignition switch to "OFF". Connect the No. 3 injector connector.



Disconnect the ECM connectors. Connect the test harness and test pin box to the wire harness connectors.

