


Install and tighten the cylinder head cover special bolts to the specified torque.

NOTE:


Tighten the "△" marked side bolts first.

TORQUE: 10 N·m (1.0 kgf·m , 7 lbf·ft)




Install the PAIR reed valve covers and tighten the SH bolts to the specified torque.

TORQUE: 10 N·m (1.0 kgf·m , 7 lbf·ft)



Connect the throttle cables from the throttle drum. Install and tighten the throttle cable guide bracket mounting bolts to the specified torque.

TORQUE: 3 N·m (0.35 kgf·m , 2.5 lbf·ft)



Install the PAIR solenoid valve assembly and connect the air suction hoses to the PAIR reed valve cover.

Connect the crankcase breather hose.

