

CLUTCH/GEARSHIFT LINKAGE

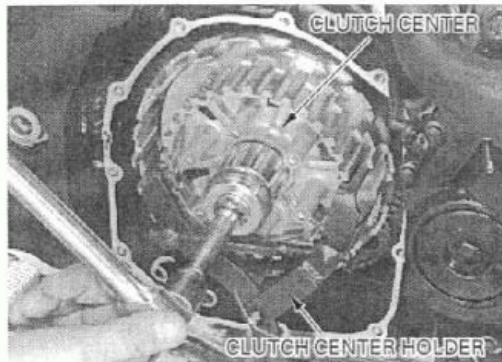
Hold the clutch center with the clutch center holder, then remove the lock nut.

TOOL:


Clutch center holder

07724-0050002
(Equivalent commercially available in U.S.A.)


Discard the lock nut.



Remove the lock washer, thrust washer and clutch center.



Remove the washer.



Remove the ignition pulse generator rotor cover (page 17-8).

Align the primary drive gear and sub gear teeth with a screwdriver as shown.

Pull out the clutch outer.

