


CLUTCH/GEARSHIFT LINKAGE

Clutch disc

Replace the clutch discs if they show signs of scoring or discoloration.

Measure the disc thickness of each disc.

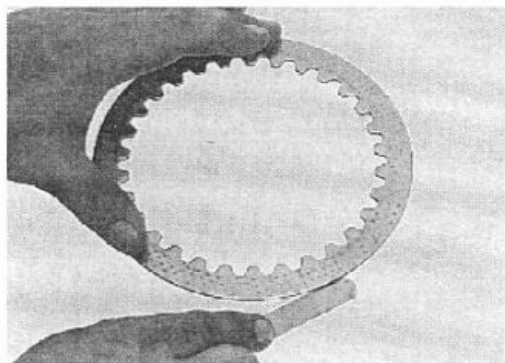
SERVICE LIMIT: 3.5 mm (0.14 in)



Clutch plate


Check each disc plate for warpage on a surface plate using a feeler gauge.

SERVICE LIMIT: 0.30 mm (0.012 in)



Clutch outer/clutch outer guide

Check the slots of the clutch outer for damage or wear caused by the clutch discs. Replace if necessary.



Measure the O.D. and I.D. of the clutch outer guide.

SERVICE LIMITS:

O.D. : 34.965 mm (1.3766 in)

I.D. : 28.031 mm (1.1036 in)

