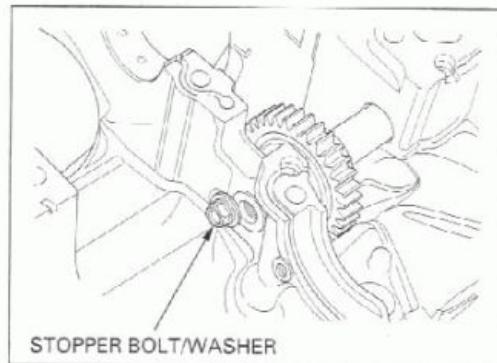
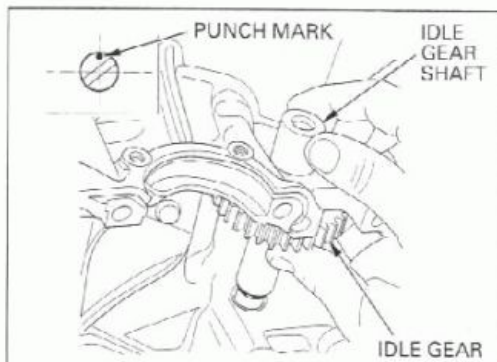


Remove the balancer idle gear shaft stopper bolt/washer.



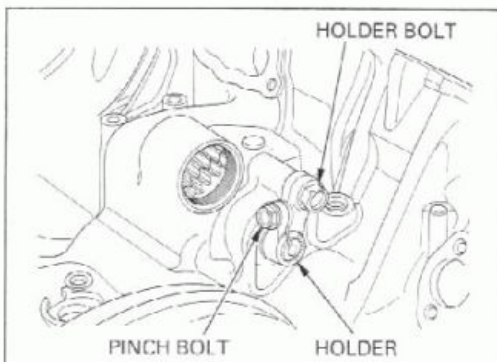
Rotate the balancer idle gear shaft and place the punch mark on the shaft facing down.



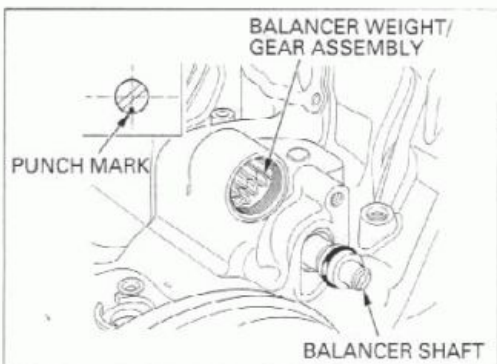
*The balancer idle gear shaft will only come out from one particular position. Rotate it until it comes out easily; do not force it out.*

Pull out the balancer idle gear shaft and remove the distance collar and idle gear.

Remove the rear balancer shaft holder bolt. Loosen the pinch bolt and remove the holder.



Rotate the rear balancer gear shaft and place the punch mark on the shaft facing down.



*The balancer shaft will only come out from one particular position. Rotate it until it comes out easily; do not force it out.*

Pull the balancer shaft out and remove the balancer weight/gear assembly.