


FRONT WHEEL/SUSPENSION/STEERING

Tighten the right handlebar pinch bolt to the specified torque.


TORQUE: 26 N-m (2.7 kgf-m , 20 lbf-ft)

Install a stop ring into the groove of the fork tube.



Apply grease to the sliding surface of the throttle pipe.

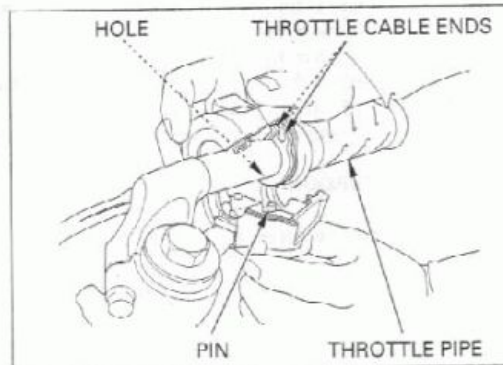
Install the throttle pipe on the right handlebar.



Apply grease to the throttle cable ends and sliding surface.

Connect the throttle cables to the throttle pipe.

Install the right handlebar switch/throttle housing by aligning its locating pin with the hole in the handlebar.



Tighten the forward screw first, then the rear screw.

