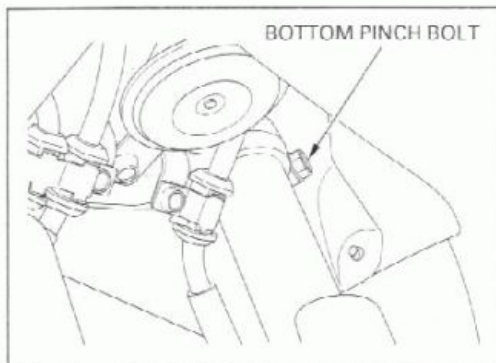


Loosen the fork bottom pinch bolt and remove the fork tube from the fork top bridge, handlebar and steering stem.




DISASSEMBLY


CAUTION:

Be careful not to scratch the fork tube or damage the dust seal.

Remove the fork protector from the fork slider by lifting at the three pry points.



Remove the fork cap from the fork pipe.



Hold the damper rod lock nut with a 14 mm spanner, then loosen and remove the fork cap from the damper rod.

Remove the spring collar.

