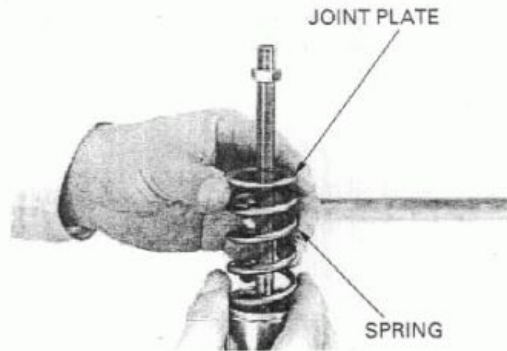



Remove the spring joint plate and fork spring.




Pour out the fork fluid by pumping the fork pipe up and down several times.



Hold the fork slider in a vice with soft jaws or a shop towel.
Remove the fork socket bolt with a hex wrench.

NOTE:

If the fork damper turns together with the socket bolt, temporarily install the fork spring, spring collar and fork cap.



Remove the fork damper assembly and oil lock piece from the fork pipe.

