



Remove the driven flange assembly from the left wheel hub.

NOTE:

If you will be disassembling the driven flange, loosen the driven sprocket nuts before removing the driven flange from the wheel hub.




Remove the wheel damper rubbers.
Remove the O-ring.



Driven flange bearing removal
Loosen the driven sprocket nuts.

Remove the driven flange from the wheel hub, then remove the driven sprocket nuts and sprocket.

Remove the dust seal.



Remove the driven flange collar.
Drive out the driven flange bearing.

