
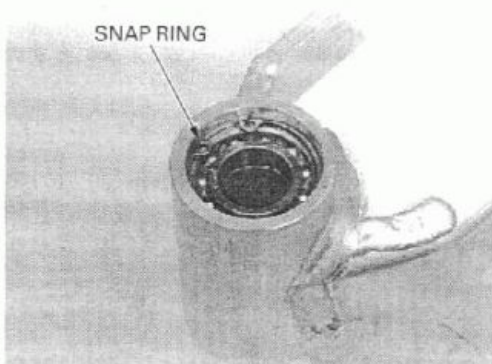


Remove the pivot collar and dust seals from the shock link pivot.
 Check the dust seals and collar for damage or fatigue.
 Check the needle bearing for damage.



PIVOT BEARING REPLACEMENT

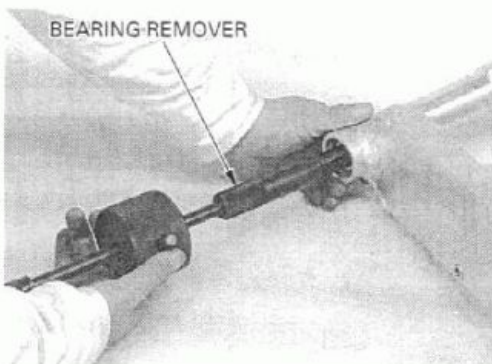
Remove the snap ring.



Remove the right pivot bearings (radial ball bearings) from the swingarm pivot using the special tools.

TOOLS:

- | | |
|----------------------------|-----------------------------------|
| Bearing remover set | 07936-3710001 |
| — Remover handle | 07936-3710100 |
| — Remover set | 07936-3710600 |
| — Sliding weight | 07741-0010201 or
07936-3710200 |



Press the left pivot bearing (needle bearing) out of the swingarm pivot using the special tools.

TOOLS:

- | | |
|-------------------------------|-----------------------------------------------|
| Needle bearing remover | 07HMC-MR70100
(Not available
in U.S.A.) |
| Driver shaft | 07946-MJ00100 |

