


Measure the brake disc warpage with a dial indicator.

SERVICE LIMIT: 0.30 mm (0.012 in)

Check the wheel bearings for excessive play, if the warpage exceeds the service limit.

Replace the brake disc if the wheel bearings are normal.



FRONT MASTER CYLINDER

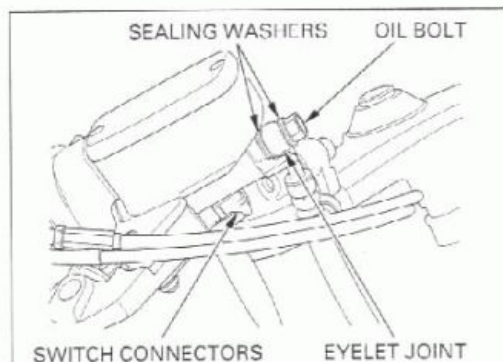
REMOVAL

Drain the lever brake hydraulic system (page 15-5).


Disconnect the brake light switch wire connectors. Remove the brake hose oil bolt, sealing washers and brake hose eyelet.

CAUTION:

Avoid spilling fluid on painted, plastic, or rubber parts. Place a rag over these parts whenever the system is serviced.



Remove the bolts from the master cylinder holder and remove the master cylinder assembly.



DISASSEMBLY

Remove the pivot bolt/nut and brake lever assembly.

