


Install the brake pad retainer onto the caliper bracket.

Install the pad spring into the caliper body.

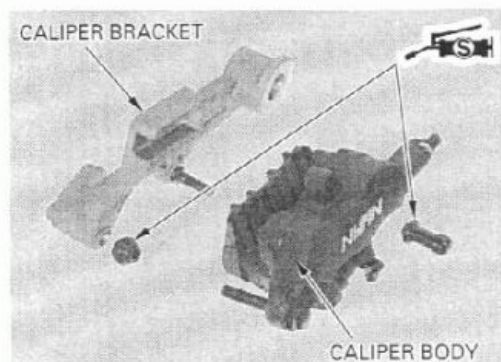
Note the installation direction of the pad spring.



Apply silicone grease to the boot inside then install them.

Assemble the caliper and bracket.


Install the rear brake pads (page 15-14).



INSTALLATION

Temporarily install the brake hose eyelets to the caliper body with new sealing washers and oil bolts.

Install the caliper/bracket assembly onto the swingarm aligning the bracket groove with the swingarm boss.



Install the rear wheel (page 14-8).

Push the brake hose eyelets to the stopper on the caliper, then tighten the oil bolts to the specified torque.

TORQUE: 34 N·m (3.5 kgf·m, 25 lbf·ft)

Fill and bleed the pedal brake line hydraulic system (page 15-8).

