
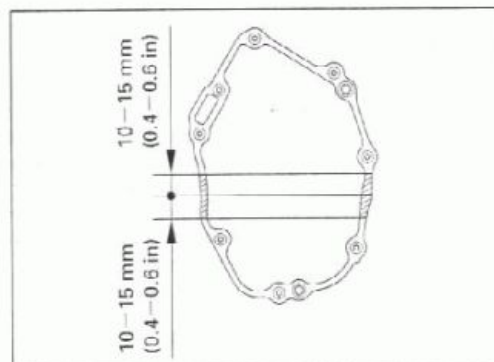



Install the ignition pulse generator into the cover.
Apply sealant to the wire grommet, then install it into the groove of the cover.
Install and tighten the ignition pulse generator bolts.



Apply liquid sealant to the mating surface of the crankcase as shown.



Install the dowel pins and a new gasket.



Apply sealant to the threads of the two bolts indicated by "△" mark on the cover.
Install the ignition pulse generator rotor cover and tighten the SH bolt to the specified torque.

TORQUE: 12 N·m (1.2 kgf·m, 9 lbf·ft)

