


REMOVAL/INSTALLATION

Remove the seat (page 2-2).

Disconnect the tail/brake light sockets.
Remove the bolts and tail/brake light unit.

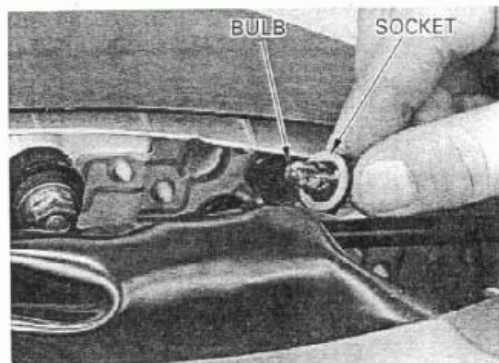
Installation is in the reverse order of removal.

**COMBINATION METER ('99:)****BULB REPLACEMENT**

Remove the windscreen (page 2-8).

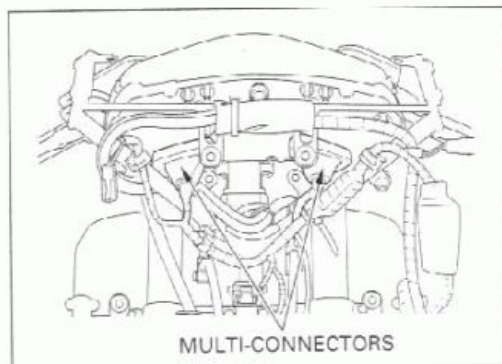
Pull the indicator lamp socket out of the combination meter.

Remove the bulb from the socket and replace it with a new one.

**REMOVAL**

Remove the upper cowl (page 2-8).

Disconnect the combination meter multi-connectors.



Remove the three mounting nuts and combination meter assembly.

