


BRAKE LIGHT SWITCH**FRONT**

Disconnect the front brake light switch connectors and check for continuity between the terminals.

There should be continuity with the brake lever applied, and there should be no continuity with the brake lever released.

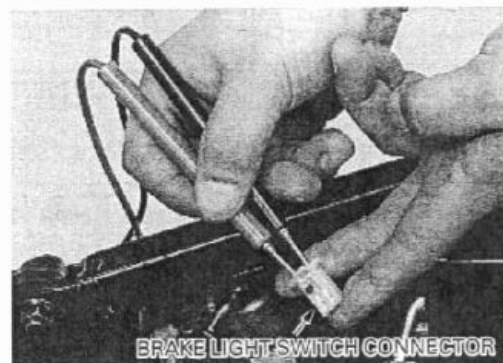
**REAR**

Remove the seat (page 2-2).

Remove the relays and fuse box from the rear fender. (page 2-15)

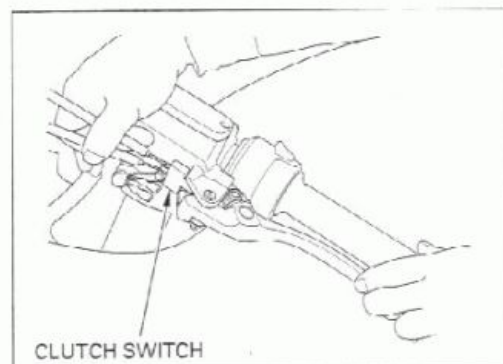
Disconnect the rear brake light switch connector and check for continuity between the terminals.

There should be continuity with the brake pedal applied, and there should be no continuity with the brake pedal released.

**CLUTCH SWITCH**

Disconnect the clutch switch connectors.

There should be continuity with the clutch lever applied, and there should be no continuity with the clutch lever released.

**NEUTRAL SWITCH**

Remove the lower cowl (page 2-4).

Disconnect the neutral switch connector from the switch.

Shift the transmission into neutral and check for continuity between the Light green wire terminal and ground.

There should be continuity with the transmission is in neutral, and no continuity when the transmission is into gear.

