



## FUEL LINE

Remove the fuel tank cover (page 3-15).  
Remove the fuel tank mounting bolts.



Lift the front end of fuel tank and release the fuel hose from the clamp.


Support the fuel tank using a suitable support as shown.



Check the fuel lines for deterioration, damage or leakage. Replace the fuel line if necessary.  
Check the fuel pipes and fuel line joint for damage or leakage. Replace them if necessary.  
Check the fuel pump mounting area for leakage. Replace the fuel pump packing if necessary.  
Check the upper/lower injectors for damage or leakage. Replace them if necessary.

*Route the wires and harness properly (page 1-22). Be careful not to damage the harness and hose.*

Remove a suitable support, then lower the fuel tank.



Install and tighten the fuel tank mounting bolts securely.

Install the fuel tank cover (page 3-15).

