



FUEL SYSTEM (Programmed Fuel Injection)

Connect the MAP sensor connector and vacuum hose.




Install the secondary injector mounting bracket onto the air cleaner housing. Tighten the bolts to the specified torque.

TORQUE: 5.4 N·m (0.55 kgf·m, 4 lbf·ft)



Connect the secondary injector connectors.

Install the removed parts in the reverse order of removal.



SECONDARY INJECTOR

INSPECTION

Start the engine and let it idle. Confirm the injector operating sounds with a sounding rod or stethoscope.

NOTE:

The secondary injectors operate with following conditions.

- Engine speed is over 5,500 rpm
- Throttle opening is over 50°

