



FUEL SYSTEM (Programmed Fuel Injection)

Loosen the hose clamp screws and disconnect the fast idle wax unit water hoses from the wax unit.



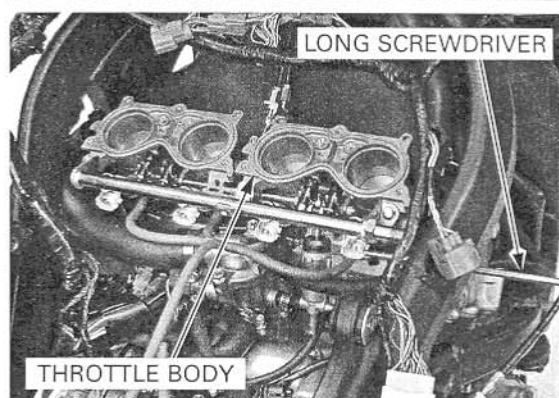
Remove the bolt, stay and tool box from the frame.



Do not hold the fuel rail on the throttle body to remove the throttle body, or it may be damaged.

Loosen the engine side insulator band screws using a long type phillips screwdriver.

Remove the throttle body from the cylinder head.



Do not snap the throttle valve from fully open to fully closed after the throttle cable has been removed. It may cause incorrect idle operation.

Loosen the lock nuts and disconnect the throttle cable ends from the throttle drum.

- Seal the cylinder head intake ports with tape or a clean cloth to keep dirt and debris from entering the intake ports after the throttle body has been removed. If debris is allowed to enter the ports the engine may be damaged.

