



## COOLING SYSTEM

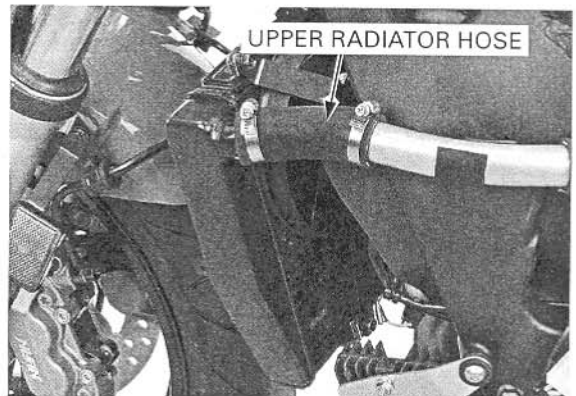
Install the radiator lower mounting bolt, washer, nut and tighten the nut securely.



Connect the fan motor 2P (Black) connector.



Connect the upper radiator hose and tighten the hose clamp screw.



Connect the radiator hose and tighten the hose clamp screw.  
Connect the siphon hose and air bleed hose to the radiator.

Fill the system with the recommended coolant (page 7-6).

Install the following:

- Upper cowl (page 3-12)
- Middle cowls (page 3-8)
- Lower cowls (page 3-6)

