


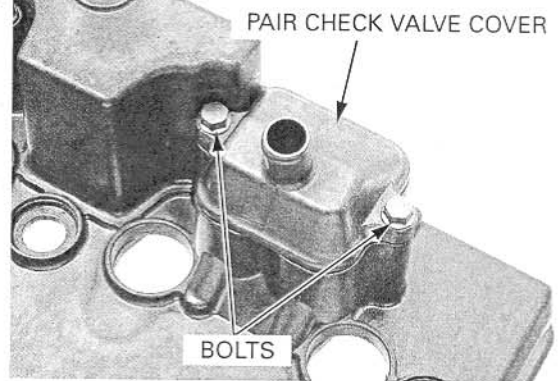
CYLINDER HEAD/VALVES

Install the PAIR check valves into the cylinder head cover.



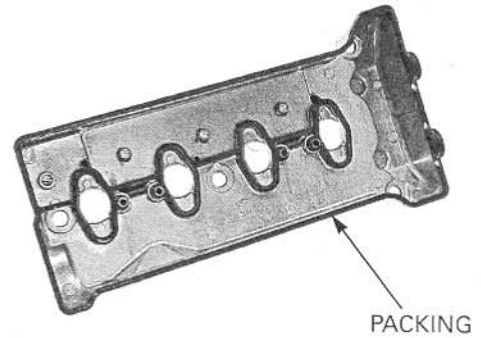
Install the PAIR check valve cover and tighten the bolts to the specified torque.

TORQUE: 13 N·m (1.3 kgf·m, 9 lbf·ft)



CYLINDER HEAD COVER INSTALLATION

Install the cylinder head packing into the groove of the cylinder head cover.



Apply sealant to the cylinder head semi-circular cut-outs as shown.

