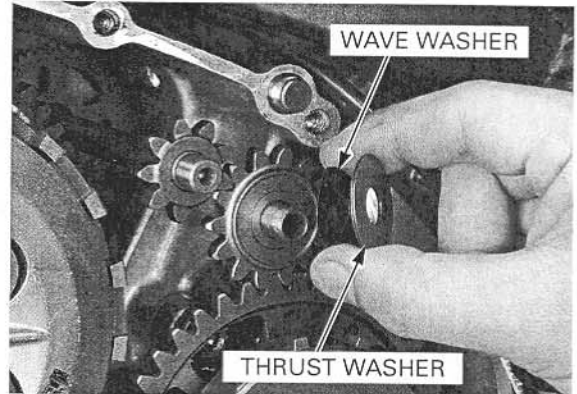


## CLUTCH/STARTER CLUTCH/GEARSHIFT LINKAGE

*Be careful not to drop the thrust/wave washers into the crankcase.*

Remove the thrust washer and wave washer from the starter idle gear.




Remove the four dowel pins.

Clean off any sealant from the right crankcase cover mating surfaces.

### NOTE:

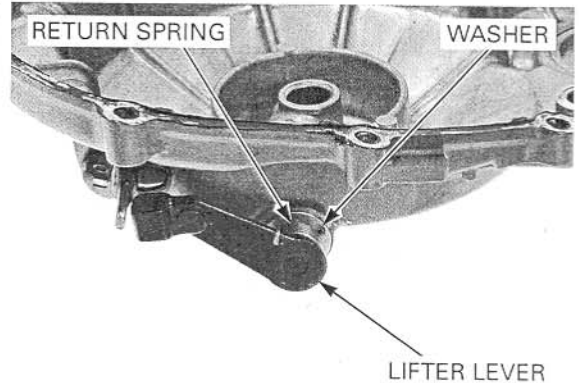
Do not turn the crankshaft counterclockwise after removing the right crankcase cover to prevent the starter reduction gear from damage.



## CLUTCH LIFTER LEVER

Remove the clutch lifter lever, return spring and washer from the right crankcase cover.

Check the lifter lever spindle for wear or damage. Check the return spring for fatigue or damage.



Check the lifter lever oil seal and needle bearings for wear or damage.

Install the clutch lifter lever with the washer and spring in the reverse order of removal.

