

## CLUTCH/STARTER CLUTCH/GEARSHIFT LINKAGE


Hold the clutch center with the special tool and remove the clutch center lock nut.

**TOOL:**


Clutch center holder

07724-0050002 or equivalent commercially available in U.S.A.


Discard the lock nut.



Remove the lock washer, thrust washer and clutch center.



Remove the thrust washer.



Remove the clutch outer guide and needle bearing.

