


CRANKCASE/TRANSMISSION

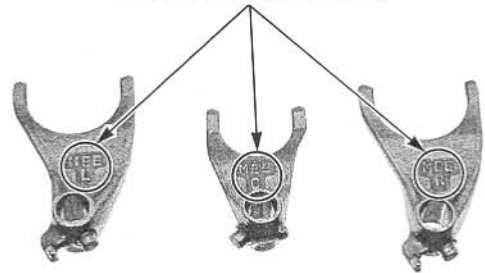
Install the shift drum assembly into the crankcase.




The shift forks have the following identification marks:

- "L" for left
- "R" for right
- "C" for center

IDENTIFICATION MARKS



Install the shift forks into the shift drum guide grooves with the identification marks facing toward the right side of the engine and insert the fork shaft.



Apply a locking agent to the threads of the bolts/washers.

Tighten the bolts/washers to the specified torque.

TORQUE: 12 N·m (1.2 kgf·m, 9 lbf·ft)

