



HANDLEBARS

REMOVAL

Remove the screw and right handlebar weight.




Disconnect the front brake switch wire connectors from the switch.




Remove the master cylinder holder bolts, holder and master cylinder assembly.

Keep the brake master cylinder upright to prevent air from entering the hydraulic system.

Remove the right handlebar switch/throttle housing screws.



Disconnect the throttle cables from the throttle pipe and remove the throttle grip from the right handlebar.



Remove the right handlebar switch/throttle housing from the right handlebar.