


Place a shop towel over the piston.

Do not use high pressure air or bring the nozzle too close to the inlet.

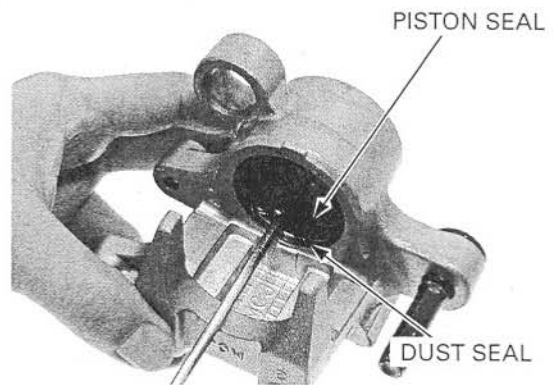
Position the caliper body with the piston down and apply small squirts of air pressure to the fluid inlet to remove the piston.



Be careful not to damage the piston sliding surface.

Push the dust seal and piston seal in and lift them out.

Clean the seal grooves with clean brake fluid.




INSPECTION

Check the caliper cylinder for scoring or other damage.

Measure the caliper cylinder I.D.

SERVICE LIMIT: 38.24 mm (1.506 in)



Check the caliper piston for scratches, scoring or other damage.

Measure the caliper piston O.D.

SERVICE LIMIT: 38.09 mm (1.500 in)

