
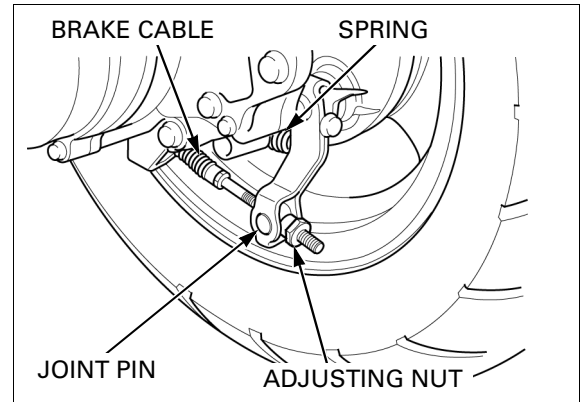


Route the wire harness properly (page 1-17).

Route the rear brake cable through the cable holder and secure it with cable clamps.




Install the joint pin and adjusting nut to the brake cable and brake arm. Set the return spring ends into the hole on the left crankcase and pin on the brake arm.



Install a new quick connect fitting and connect the fuel hose (page 6-33).

Set the fuel hose clamp to the cylinder head cover and tighten the bolt.



Secure the throttle cable with cable clamp. Connect the throttle cable end to the throttle drum and set it to the throttle cable holder.

