


BRAKE SYSTEM

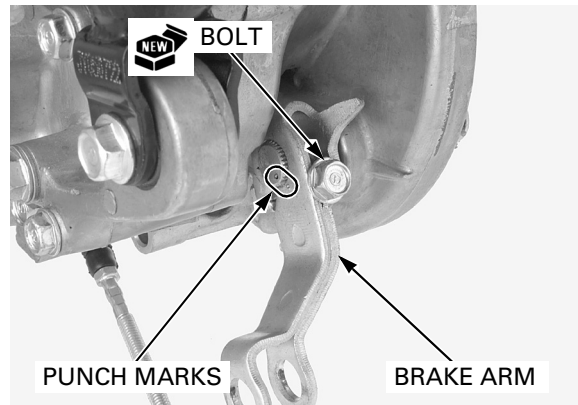
Apply grease to a new dust seal and install it into the brake panel.

Apply grease to the brake cam sliding surface and install it into the brake panel.




Install the brake arm by aligning the punch marks on the brake arm and brake cam. Install a new brake arm bolt and tighten it to the specified torque.

TORQUE: 10 N·m (1.0 kgf·m, 7 lbf·ft)



Apply 0.2 – 0.3 g of grease to the anchor pin and brake cam sliding surfaces.



If the brake shoes and springs are reused, they must be placed back in their original locations.

Assemble the brake shoes and springs with the open ends of spring hooks facing out as shown.

Install the brake shoes and springs onto the brake panel.

