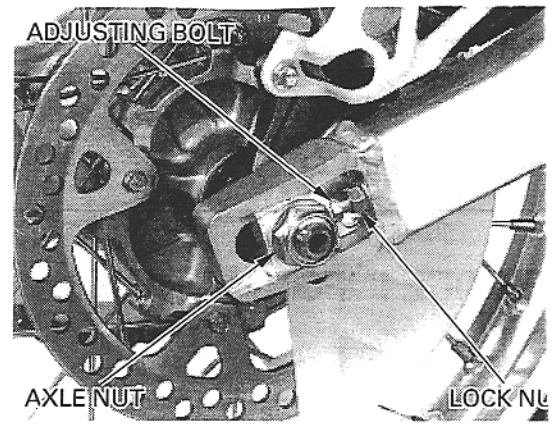



ENGINE REMOVAL/INSTALLATION

DRIVE SPROCKET REMOVAL


Loosen the rear axle nut and right/left drive chain adjuster lock nuts.
Turn the right/left adjusting bolts and push the rear wheel forward to loosen the drive chain.



Remove the drive sprocket cover bolts.
Remove the drive sprocket cover and drive chain protector.



Remove the drive sprocket setting plate bolts.



Align the drive sprocket setting plate tooth and countershaft tooth, then remove the drive sprocket setting plate.

Remove the drive sprocket.

