



CYLINDER REMOVAL

Remove the cylinder head (page 8-10).

Remove the cam chain guide.




Remove the bolts and cylinder.



Remove the gasket and dowel pins.

Remove the dowel pin with O-ring.



CYLINDER INSPECTION

Inspect the cylinder walls for scratches and wear.

Measure and record the cylinder I.D. at three levels in both an X and Y axis. Take the maximum reading to determine the cylinder wear.

SERVICE LIMIT: 100.05 mm (3.939 in)

