


Inspect the reed valve for wear or damage.
Replace if necessary.




CRANKSHAFT/BALANCER REMOVAL

Remove the transmission (page 13-3).


Remove the crankshaft and balancer from the left crankcase with a press.

CAUTION:

Be careful not to damage the crankcase mating surface.



Remove the left crankshaft bearing using a bearing puller.



CRANKSHAFT INSPECTION

Set the crankshaft on a turning stand or V-blocks and measure the runout using a dial indicator.

SERVICE LIMIT: 0.05 mm (0.002 in)

