


## CRANKCASE/CRANKSHAFT/BALANCER

Drive in the new bearing squarely with the marking side facing toward the inside of the crankcase.


Drive new left crankshaft bearing into the left crankcase using the special tools.

### TOOLS:

Driver	07749-0010000
Bearing driver attachment	07GAD-SD40101
Pilot, 40 mm	07746-0040900




Install the new right crankshaft oil seal.



## TRANSMISSION BEARINGS

### LEFT CRANKCASE

Remove the left mainshaft bearing.  
Remove the bolt and outer race stopper plate.



Always wear insulated gloves when handling a heated crankcase.

Heat the crankcase around the outer race to 80°C (176°F).  
Remove the mainshaft bearing outer race from the left crankcase.

