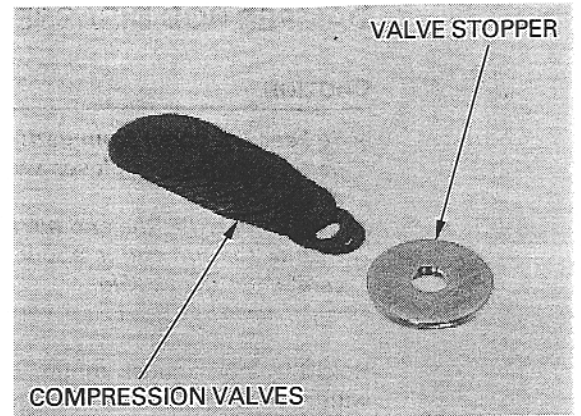


REAR WHEEL/SUSPENSION

Remove the compression valves and valve stopper.




Chase the threads with a die and clean with oil.
Back out damping adjuster and back flush with solvent.
Reinstall adjuster.

Wrap the top threads of the damper rod with tape.

Remove the rod guide case from the damper rod.


Remove the end plate, rubber stopper and rubber seat from the damper rod.



ROD GUIDE INSPECTION

Inspect the rebound rubber and dust seal lips for wear or damage and replace the rod guide case with a new one if necessary:

Visually inspect the rod guide case metal.
If the metal is worn so that the copper surface appears, replace the rod guide case with a new one.



Remove the O-ring from the rod guide case and replace it with a new one.

