



## HYDRAULIC BRAKE

Remove the pad pin and brake pads.



*Always replace the brake pads in pairs to assure even disc pressure.*

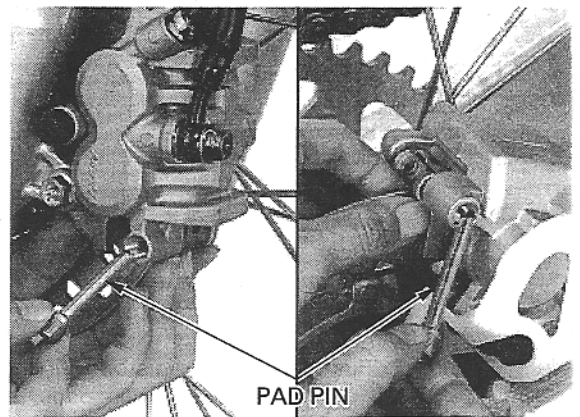
Install the new brake pads to the pad retainer securely.



Push the brake pads against the pad spring, then install the pad pin.

Tighten the pad pin to the specified torque.

**TORQUE:** 18 N·m (1.8 kgf·m , 13 lbf·ft)



Install and tighten the pad pin plug.

**TORQUE:** 3 N·m (0.3 kgf·m , 2.2 lbf·ft)

